

YEAR 9

From 14th February 2022

Subject

Lesson and Resources

Notes / Extension Task

CORE SUBJECTS

English
(Romeo &
Juliet)
(Week 1)

Lesson 17
Romeo and Juliet lesson 17: I defy thee, stars
<https://classroom.thenational.academy/lessons/i-defy-thee-stars-68vk6d>

Notes:
For each lesson open the link and follow the video, pause the video as and when needed.

A complete copy of the play can be found here:

http://shakespeare.mit.edu/romeo_juliet/full.html

Lesson 18
Romeo and Juliet Lesson 18: The lovers tragic end
<https://classroom.thenational.academy/lessons/the-lovers-tragic-end-6djp4d>

Extension task:
In the End of Year exams you will be completing a non-fiction writing task, use these to prepare:

Lesson 19
Romeo and Juliet Lesson 19: The reconciliation
<https://classroom.thenational.academy/lessons/the-reconciliation-6dgk8c>



Lesson 9
Summarising ideas across two texts.
<https://classroom.thenational.academy/lessons/examining-thoughts-feelings-and-perspective-74tk2t>


Lesson 20
Romeo and Juliet Lesson 20: Love and Conflict
<https://classroom.thenational.academy/lessons/love-and-conflict-68tp6c>




Lesson 8
Close analysis of Language Touching the Void Joe Simpson
<https://classroom.thenational.academy/lessons/close-analysis-of-language-touching-the-void-joe-simpson-6gt3et>



Maths	<u>Lesson 1</u> Factorising Quadratics Sparx: U178 Factorising Quadratics Practice	Sparx - How to Use For each lesson, log into SparxMaths and use Independent Learning to search for the Topic code. You will need to complete the task, using the videos to help you. When you have done this, click on the link to complete additional practice questions Extension tasks: Factorising quadratics extension Algebraic Notation extension Substitution extension
	<u>Lesson 2</u> Difference of two squares Sparx: U963 Difference of two squares practice	
	<u>Lesson 3</u> Algebraic terminology Sparx: M830 Algebraic Notation Sparx: U613 Algebraic Notation practice	
	<u>Lesson 4</u> Function Machines Sparx: M175 and M428 Function Machines practice	
	<u>Lesson 5</u> Substituting into an expression Sparx: U201	
	<u>Lesson 6</u> Substituting into a formula Sparx: U585 Substitution practice	
	<u>Lesson 7</u> Substituting into real life formula Sparx: U144	

Science (Teacher 1)	9BB Aerobic respiration https://classroom.thenational.academy/lessons/aerobic-respiration-crt64e	complete the section on biological systems in Seneca Log into Seneca using your school email address – firstname.surname@theregisschool.co.uk Password – seneca2020 If you have changed your password and need to reset this, click ‘forgot my password’ on the log in screen Open your Science class then follow this pathway to find the courses for – Science – KS3 –Biology– biological systems
	Breathing https://classroom.thenational.academy/lessons/breathing-70v6ct	
	The effect of exercise on respiration https://classroom.thenational.academy/lessons/the-effects-of-exercise-on-respiration-cgrk6t	
Science (Teacher 2)	Matter Lesson 3: Density Watch the Oak academy video and complete the quizzes/activities within the video https://classroom.thenational.academy/lessons/density-c8uk4c	Complete the section on Density in Seneca Log into Seneca using your school email address – firstname.surname@theregisschool.co.uk Password – seneca2020 If you have changed your password and need to reset this, click ‘forgot my password’ on the log in screen Open your Science class then follow this pathway to find the courses for Reactivity – Science – KS3 – Physics – 3.3 Matter
	Matter Lesson 4 Diffusion Watch the Oak academy video and complete the quizzes/activities within the video https://classroom.thenational.academy/lessons/diffusion-c9j64c	

YEAR 9		From 14 th February 2022
Subject	Lesson and Resources	Notes / Extension Task
FOUNDATION SUBJECTS		
Drama	 KS3 Drama at Home Programme.docx	<p>Please select and complete one of the 6 task from the grid by following the links provided.</p> <p>Extension Task: Complete another task from the grid</p>
Food	<p>Lesson: Victoria Sandwich</p>  victoria sandwich home learning .pptx	<p>Students who are in school will be making a Victoria sandwich.</p> <p>If you are able/have permission, you could follow the recipe on slide 2. We would love to see photos of what you create!</p> <p>Slide 6 shows the ingredients you will need to bring when you next cook in school.</p>
Geography	<p>Title: Where are emerging countries?</p> <p>Link: https://classroom.thenational.academy/lessons/where-are-the-emerging-countries-cmtkcc</p> <p>Title: What are the features of an emerging country?</p> <p>Link: https://classroom.thenational.academy/lessons/what-are-the-features-of-an-emerging-country-71hkgc</p> <p>Mon 21-25th February- HALF TERM BREAK</p> <p>Title: How has the unemployment structure changed over time in emerging countries?</p>	<p>If you have completed these resources, you can follow the link to work through a special lesson Miss Jones' has created on the Tonga volcanic eruption that took place a couple of weeks ago.</p> <p>Please create a fact file on the eruption using the information and use websites such as BBC news to see if you can find out anything about this event that hasn't been included.</p> <p>Upon your return show your fact file to Miss Pellegrino for some achievement points!</p> <p>Resources: https://tinyurl.com/6t2m22u4</p>

	<p>Link: https://classroom.thenational.academy/lessons/how-has-the-employment-structure-changed-over-time-in-emerging-countries-6xh6ce</p> <p>Please work your way through all activities and complete tasks on paper. Ensure that you have put the date and the title and any other sub-headings where stated.</p>	
IT	<p>https://regisschool.sharepoint.com/sites/studentshare/Documents/Subjects/Computing/2021-22/Year-9/Year-9-IT-Continuation-of-Learning</p>	<p>Notes:</p> <ol style="list-style-type: none"> 1. Open the document from The student P:drive. Click on link. 2. Open the powerpoint Watch the video link. 3. Write notes on slides 8 - 12 (1-7 was last lesson – complete these as well if you didn't finish them last lesson) 4. Open and complete the attached worksheet – (Btec It Operating systems and User interfaces worksheet). Add your mini test score to the end. <p>Extension task: IDEA award badges. See Arbor for homework.</p>
Music	<p>https://classroom.thenational.academy/lessons/performing-rhythms-of-the-song-kuku-guinea-crrp8d</p>  <p>What role does rhythm play in West African music?</p> <p>In this lesson, we will introduce West African music with reference to the context and history of the song "Kuku" and the</p> <p>classroom.thenational.academy</p>	<p>Students need to follow the video on body percussion and make up their own rhythm.</p>

Physical Education	 Stay at Home Sport Booklet.docx	Please open the link to the PE home learning booklet found opposite. It is full of great activities that you can complete from home, linked to a wide range of sports.
Product Design	<p><u>Lesson 1</u> Light Project. Save and go through the PowerPoint, watch the video clip on it https://www.youtube.com/watch?v=9azxtMCRMD8</p>  <p>Biomimicy Lamp drawing Remote lea</p>	A device for watching You Tube needed
	<p><u>Lesson 2</u> Complete your design ideas and upload them to the PowerPoint, save it and share with your teacher.</p>  <p>Biomimicy Lamp drawing Remote lea</p>	A device for watching You Tube needed.
Religious Studies	<p>Lesson 1 Religion and Sexuality https://classroom.thenational.academy/lessons/attitudes-towards-sexuality-6mt3cd</p>	<p>Notes:</p> <ol style="list-style-type: none"> 1. Open the link and complete the lesson, pause the video as and when needed. 2. Read the information on the link below and create a revision page about different Christian beliefs about homosexual relationships: https://www.bbc.co.uk/bitesize/guides/zqd7sbk/revision/5 <p>Extension task: Open the link and complete the lesson, pause the video as and when needed: https://classroom.thenational.academy/lessons/prejudice-and-discrimination-based-on-disability-6rv38t</p>

Textiles	Lesson 1:  Bag decoration home learning version.pptx	<p>When you return to school, you will be ready to decorate your bag.</p> <p>You will probably have designed a logo and planned how big it will be and where it will go.</p> <p>Which decorative techniques will you use to make it though?</p> <p>Plan which technique(s) you will use by using the attached document to help you and/or research ideas on the internet. Bring your plans when you return to school.</p>
	Lesson 2: Seam styles  Seam home learning version.pptx	<p>Students in school will be exploring how to sew different seams to give a professional finish.</p> <p>Use the attached PowerPoint to make decisions about the style of seam you think you will want to use on your bag.</p> <p>You could research how to do this seam by finding videos on the internet.</p>